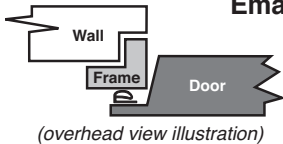




REFRIGERATION HARDWARE SUPPLY CORPORATION

632 Foresight Circle, Grand Junction, CO 81505
Phone: (800) 716-7788 • FAX: (800) 835-6655
Email: colorado@rhsparts.com

9021 Norris Ave., Sun Valley, CA 91352
Phone: (800) 537-8300 • FAX: (800) 833-3515
Email: california@rhsparts.com



CUSTOM WALK-IN DOOR FORM
(OFFSET DOOR & 'L' FRAME-flush door opening)

FORM 5

ATTENTION: FAX#: From: Quote#

Date: Ship to: (If Different)
Firm Name: Name:
Street Address: Street Address:
City: City:
State: Zip: State: Zip:
Phone # ( ) Attention to:
Fax# ( ) Is the above a residence? Yes No
Email: Is a lift gate required for delivery? Yes No

- 1) Quote Order Order PO #:
2) Number of doors
3) Measurement of smallest part of existing clear net opening A = (width) B = (height)
4) Measurement of largest part of existing door face opening C = (width) D = (height)
5) Measurement of depth and width of existing door notch E = (width) F = (depth)
6) Measurement of floor height inside the box (4-sided doors only)..... G =
7) Indicate if door is 4-sided or 3-sided (three sided doors will include bottom wiper gasket) 4-sided or 3-sided
8) Metal finish will be: Embossed galvalume Embossed White Embossed aluminum Stainless steel
9) Which side of door will the hinges be mounted on? (facing door from outside) Left Right
10) Door will be used for: Freezer Cooler
11) Include optional door jamb heater (RHS Part# 49-160) (recommended for freezers) Yes No
12) List any special features:

NOTE: Chrome hinges and one non-key locking latch are included standard. This order is based on a standard construction offset door of 1-3/8."
Shipping: All doors and jambs include crating and are shipped F.O.B. from Sun Valley, Calif. Freight charges are additional.
A deposit of 50% of the purchase price may be required with your door order. Contact your RHS sales representative for details.

Signed: Title: Date:

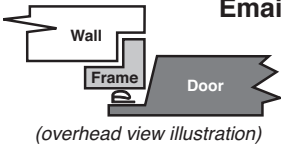
I have checked the above information and wish to place this order as shown.



# REFRIGERATION HARDWARE SUPPLY CORPORATION

632 Foresight Circle, Grand Junction, CO 81505  
Phone: (800) 716-7788 • FAX: (800) 835-6655  
Email: colorado@rhsparts.com

9021 Norris Ave., Sun Valley, CA 91352  
Phone: (800) 537-8300 • FAX: (800) 833-3515  
Email: california@rhsparts.com



## CUSTOM WALK-IN DOOR FORM (OFFSET DOOR & 'L' FRAME-flush door opening)

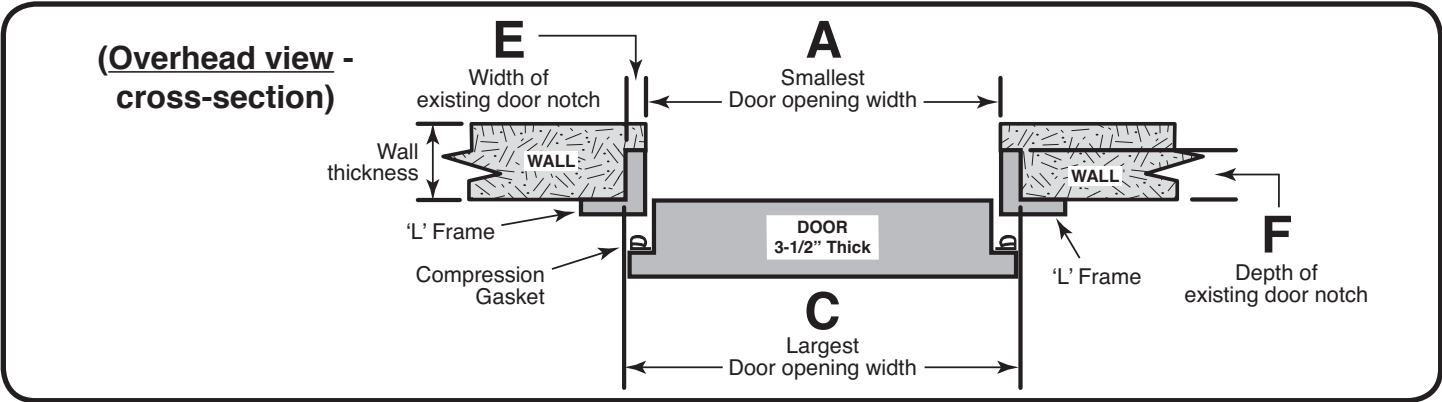
### FORM 5

APPROVED BY \_\_\_\_\_

PO NUMBER \_\_\_\_\_

QUOTE NUMBER \_\_\_\_\_

DATE \_\_\_\_\_



Please provide **DOOR OPENING** measurements.  
Do **NOT** provide door measurements.

### TYPICAL 3-SIDED OFFSET DOOR & JAMB WITH 'L' FRAME FOR FLUSH OPENING

**A =** \_\_\_\_\_ **Door opening width (Smallest part)**

**B =** \_\_\_\_\_ **Door opening height (Smallest part)**

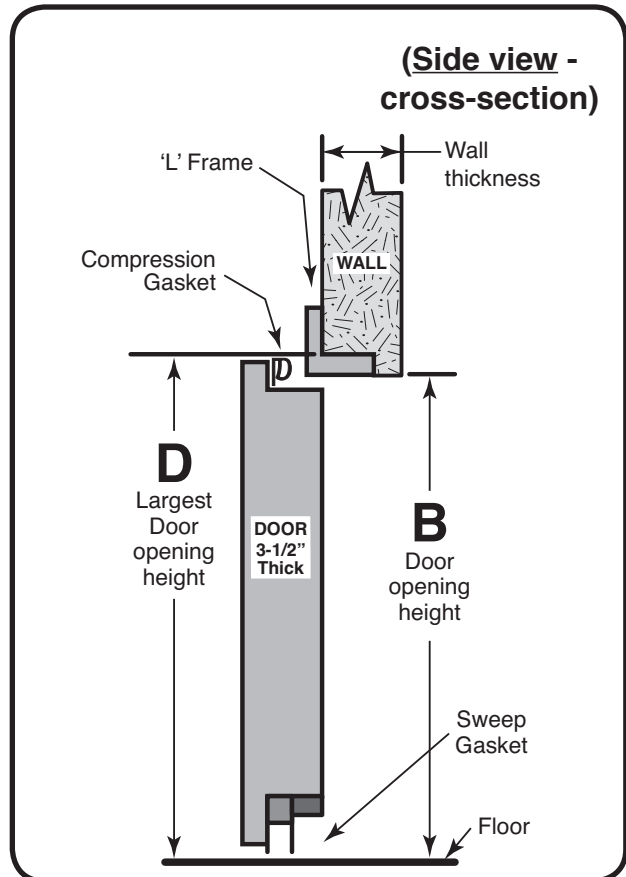
**C =** \_\_\_\_\_ **Door opening width (Largest part)**

**D =** \_\_\_\_\_ **Door opening height (Largest part)**

**E =** \_\_\_\_\_ **Existing door notch width**

**F =** \_\_\_\_\_ **Existing door notch depth**

**Note: Standard door thickness is 3-1/2"**



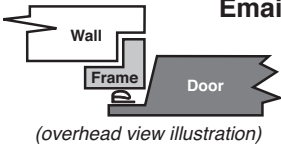
Please include this information with  
Offset Walk-In Door & 'L' Frame for Flush Opening  
Order Form F-145, pg. 1



# REFRIGERATION HARDWARE SUPPLY CORPORATION

632 Foresight Circle, Grand Junction, CO 81505  
Phone: (800) 716-7788 • FAX: (800) 835-6655  
Email: colorado@rhsparts.com

9021 Norris Ave., Sun Valley, CA 91352  
Phone: (800) 537-8300 • FAX: (800) 833-3515  
Email: california@rhsparts.com



## CUSTOM WALK-IN DOOR FORM (OFFSET DOOR & 'L' FRAME-flush door opening)

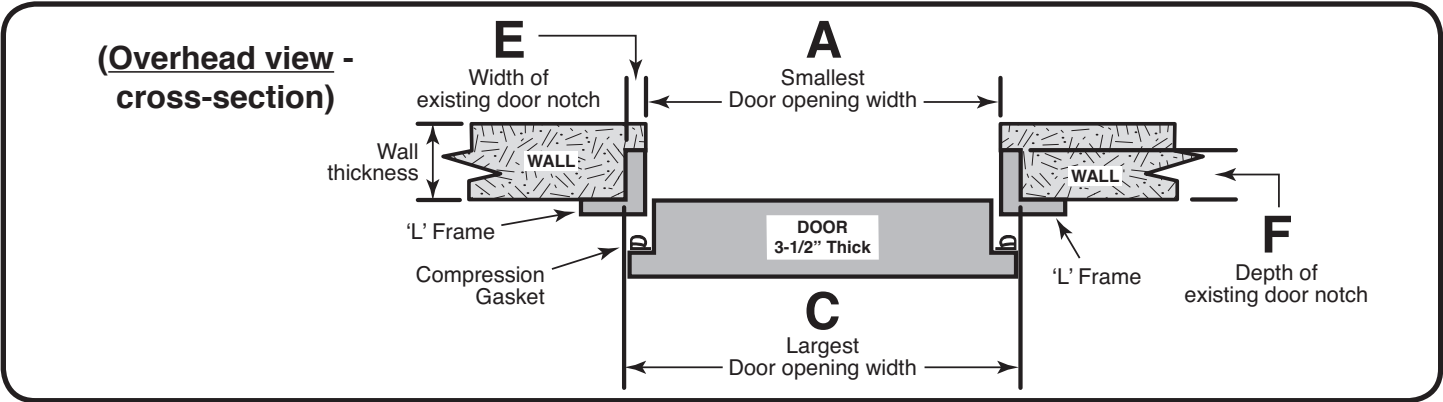
**FORM 5**

APPROVED BY \_\_\_\_\_

PO NUMBER \_\_\_\_\_

QUOTE NUMBER \_\_\_\_\_

DATE \_\_\_\_\_

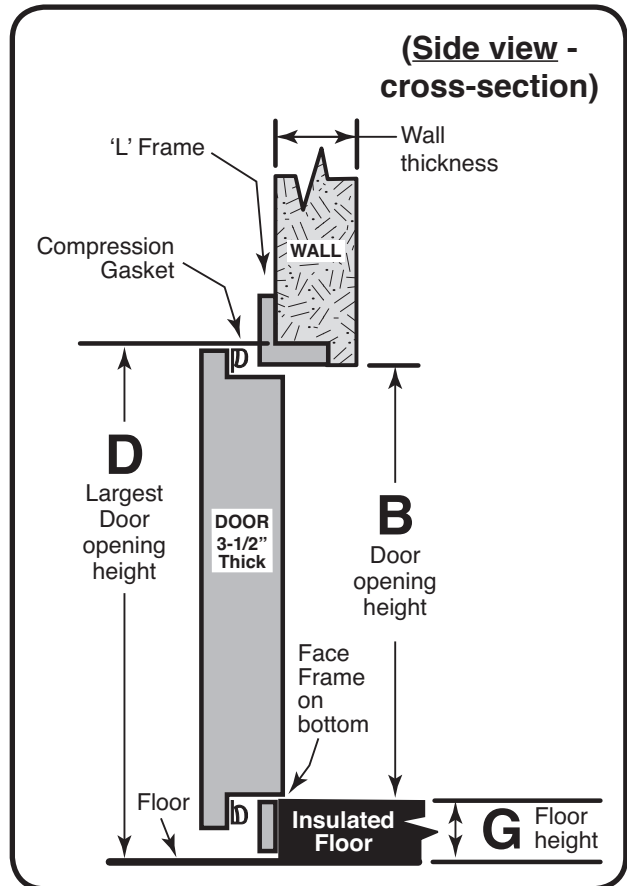


Please provide DOOR OPENING measurements.  
Do NOT provide door measurements.

### TYPICAL 4-SIDED OFFSET DOOR & JAMB WITH 'L' FRAME FOR FLUSH OPENING

- A =** \_\_\_\_\_ **Door opening width (Smallest part)**
- B =** \_\_\_\_\_ **Door opening height (Smallest part)**
- C =** \_\_\_\_\_ **Door opening width (Largest part)**
- D =** \_\_\_\_\_ **Door opening height (Largest part)**
- E =** \_\_\_\_\_ **Existing door notch width**
- F =** \_\_\_\_\_ **Existing door notch depth**
- G =** \_\_\_\_\_ **Floor height**

Note: Standard door thickness is 3-1/2"



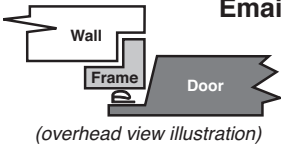
Please include this information with  
Offset Walk-In Door & 'L' Frame for Flush Opening  
Order Form F-145, pg. 1



# REFRIGERATION HARDWARE SUPPLY CORPORATION

632 Foresight Circle, Grand Junction, CO 81505  
Phone: (800) 716-7788 • FAX: (800) 835-6655  
Email: colorado@rhsparts.com

9021 Norris Ave., Sun Valley, CA 91352  
Phone: (800) 537-8300 • FAX: (800) 833-3515  
Email: california@rhsparts.com



## CUSTOM WALK-IN DOOR FORM (OFFSET DOOR & 'L' FRAME-flush door opening)

**FORM 5**

### FINISHED DOOR OPENING

Please Use This Illustration to Answer Question #2  
Offset Walk-in Door Order Form F-145 pg 1.

